


## Enabling Amazon Smile

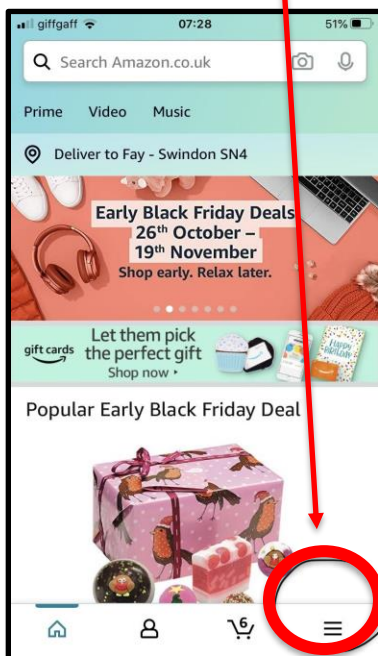
Amazon Smile is part of Amazon's charitable giving activity, where it donates a small percentage of each eligible purchase made to your selected charity.

How to enable Amazon Smile on your Amazon App and change your chosen charity to **Little Dragons' Pre-School**.

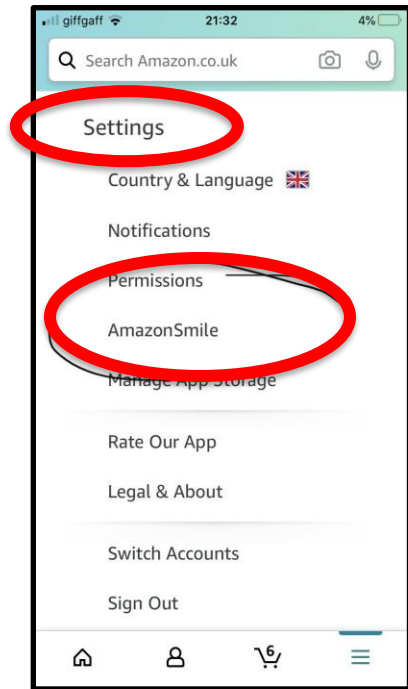
1. Go into your Amazon App on your Smartphone. I use the iPhone.



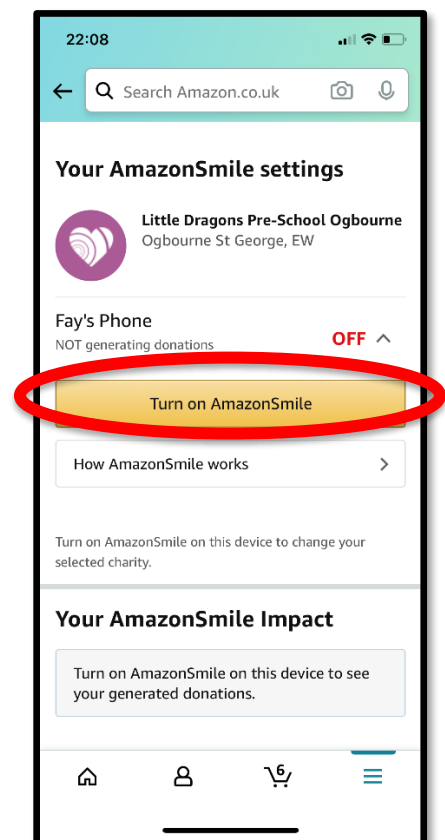
2. Select the menu within your Amazon App



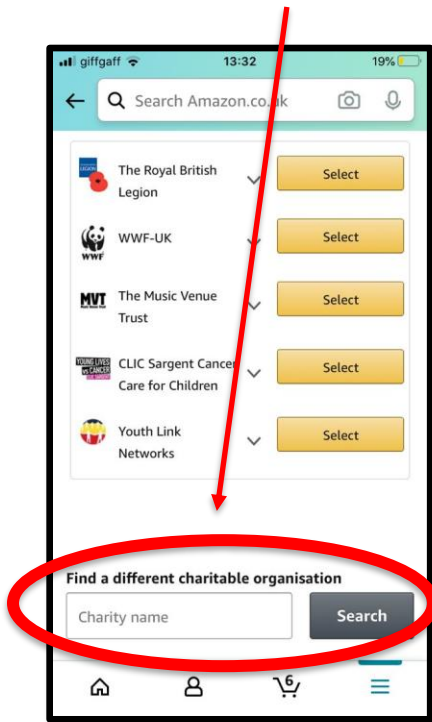
3. **Scroll down** and tap >Settings then >Amazon Smile



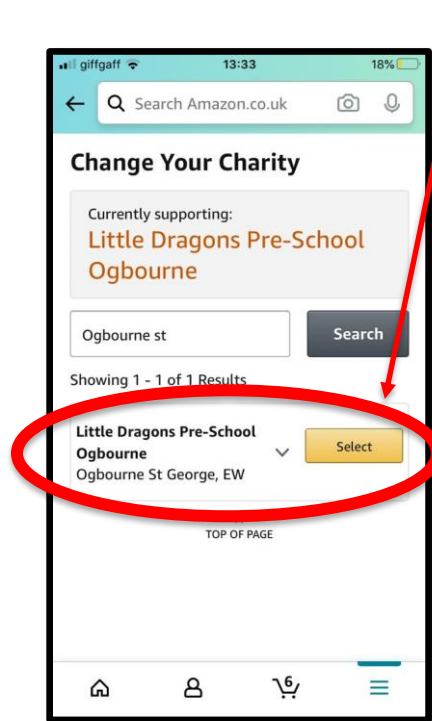
4. Tap 'Turn on AmazonSmile'



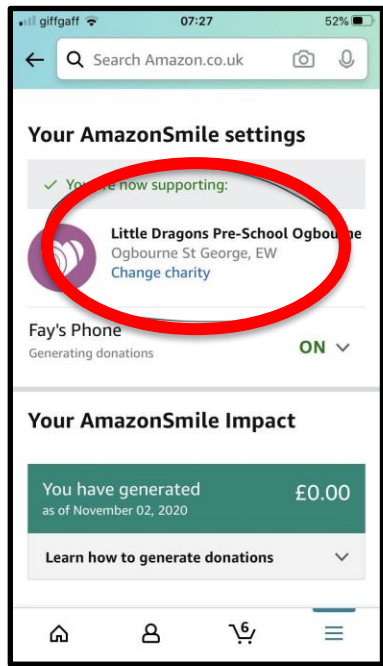
5. Enter "Little Dragons" or "Ogbourne St George" and tap search



6. Tap select on Little Dragons Pre-School



7. You may already have a charity selected. I had WWF but was able to change it by clicking on the 'Change Charity' link in blue



Note – Amazon Smile is an OPT IN service so you need to renew it twice a year, you can see the date when you need to renew by tapping 'ON' and tap on 'Learn about renewals' to see how to renew

